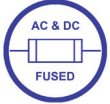




STANDARD TYPE EXIT SERIES

KSP 15L | KSP 15LD



MODELS IN SERIES

KSP 15L (Single Sided Panel)	KSP 15LD (Double Sided Panel)
 A perspective view of a white rectangular exit sign with a green face. The word "KELUAR" is written in large white letters, followed by a white silhouette of a person running to the right.	 A perspective view of a white rectangular exit sign with a green face. The word "KELUAR" is written in large white letters, followed by a white arrow pointing to the right.





STANDARD TYPE EXIT SERIES

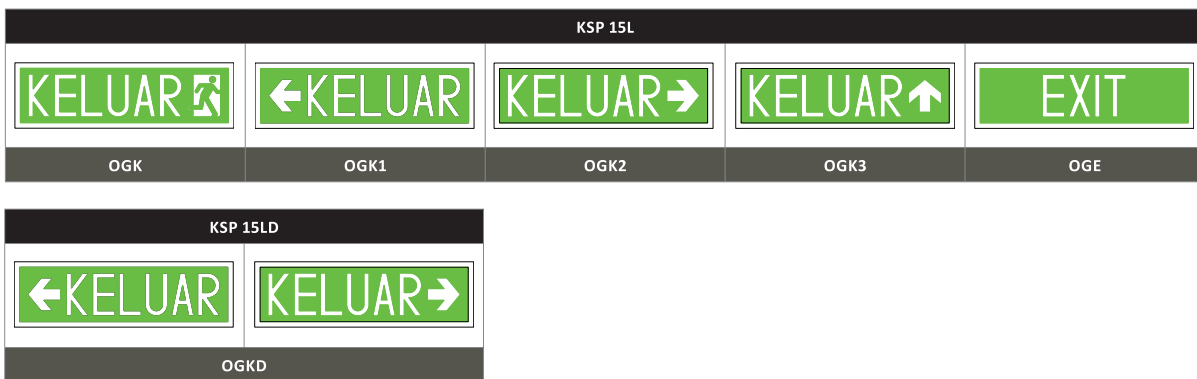
GENERAL INFORMATIONS

Luminaire	Complied to MS 983:2004	
Light Source	LED	
Main Voltage	220-240V AC , 50-60Hz	
Operation Mode	Maintained	
Charger	Constant Current Charger (Fully automatic)	
Charging Current	40mA - 100mA	
Charging Indicator	LED (Red)	
Backup Duration	≥ 3 Hours	
Battery Type	Nickel Metal Hydride	
Diffuser	Opal / Polycarbonate (JKR Approval)	
Mounting	Surfaced	
Material	Housing	0.50mm Cold Rolled Steel Sheet
	Fixation	Polycarbonate
FUSE PROTECTION	AC	Yes
	DC	Yes
Luminaire Class	Class 1	
Ingress Point	IP20	
Operating Temperature	-10°C to 60°C	
Compliance	JKR, SIRIM & BOMBA	
Warranty	2 Years (against manufacturer's defect)	
LED By		

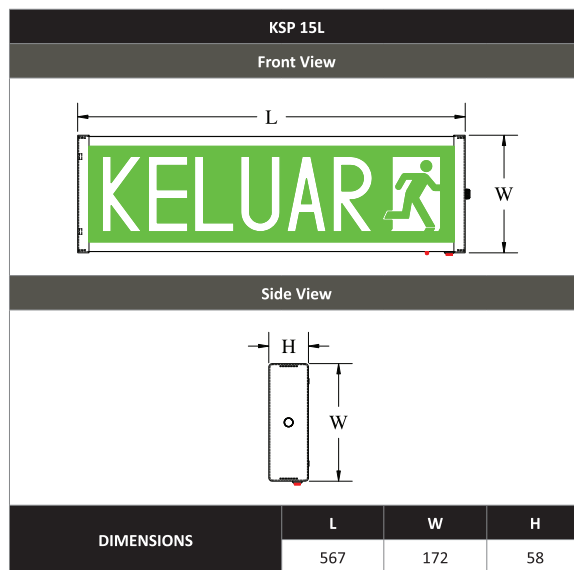
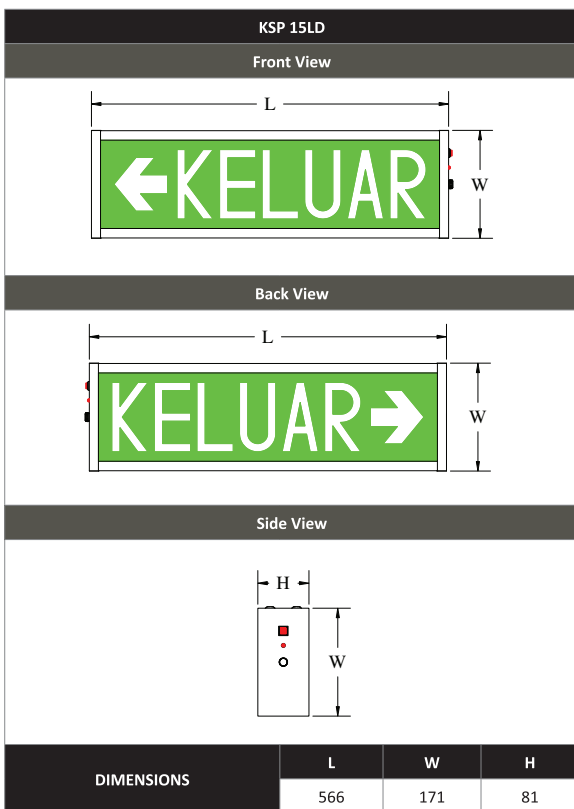
MODEL INFORMATIONS

Model	Number of Lamp(s)	Lamp Power (W)	Lamp Holder	Battery	Weight (Kg)	Packing (Unit/Box)	Delivery
KSP 15L	10 X LED	10	-	3.6V/0.8AH	1.30	1	F
KSP 15LD	10 X LED	10	-	3.6V/0.8AH	2.07	1	M

DIFFUSER OPTIONS



















































DRAWINGS



ICONS IN THIS CATALOG

PRODUCT HIGHLIGHT

	PCO LINEAR LED SYSTEM (PLS)		HANGING TYPE ACCESS		MAX.-3M OF IGNITION DISTANCE
	EPOXY POWDER COATING		M16 LAMP		AUXILIARY LIGHTING DEVICE
	CAT. 2		LONG LIFETIME		EASY TO INSTALL
	COLD ROLLED SHEET		LED INDICATOR		HEAT SINK
	UNIVERSAL CEILING BRACKET		TWIST TO LOCK		POLYCARBONATE LAMPHOLDER
	PUSH TO TEST BUTTON		BATTERY		KEY LOCK OR PAD LOCK OPTIONS
	PUSH IN TYPE CONNECTOR		MAINTAINED MODE OPERATION		NON-MAINTAINED MODE OPERATION
	DIE CAST ALUMINIUM		WIRE GUARD		POLYMER PLASTIC INDIRECT REFLECTOR
	HIGH QUALITY ANODISED ALUMINIUM LOUVRE		HAMMER TONED ALUMINIUM REFLECTOR		VARIOUS REFLECTOR OPTION
	STUCCO EMBOSSED ALUMINIUM REFLECTOR		RIBBED ALUMINIUM CROSS BLADE		PRISMATIC DIFFUSER
	PYRAMID SHAPE DIFFUSER		METAL & ALUMINIUM		CHROME TYPE CAP SCREW
	ADJUSTABLE M8 SCREW TYPE STUD		HEAT PROOF TEMPERED GLASS		SCREWLESS TOP COVER
	M10 HANGING HOOK		POLYCARBONATE HINGE LOCK		STAINLESS STEEL RETAINER CLIP
	SILICON RUBBER GASKET		IP RATING		SLIM TYPE CASING
	SEPARATED CONTROL GEAR TRAY		ELECTRONIC CONTROL GEAR		REMOVABLE CONTROL GEAR
	CONTROL GEAR		VARIOUS DIFFUSER OPTION		'V' TYPE LOUVRE LOCKING CLIP



DIPPED IN HIGH QUALITY VARNISH



WINDOW TYPE CONTROL GEAR ACCESS



STAINLESS STEEL ALLEN KEY



PURE COPPER COIL



H SILICON STEEL STACK ('C' & 'T')



H SILICON STEEL STACK ('E' & 'I')



HIGH POWER POLYESTER FILLED RESIN



PURE ALUMINIUM DEEP DRAWN CANOPY



NO 'ZEBRA' EFFECT



TOP ACCESS MAINTENANCE



FULL BOWL REFLECTOR



AERO DYNAMIC DESIGN

OPTIONAL GEAR



DIMMING CAPABILITY



SMART SENSOR



MOTION SENSOR



DALI SYSTEM

PRODUCT APPLICATION



BANK



COMPUTER LAB



BRIDGE



COVE LIGHT



CYCLE PAVEMENT



FACTORY



ELEVATOR



FENCING



FUEL STATION



STADIUM



GALLERY



GARAGE



GARDEN



TERMINAL



HIGHWAY



RESIDENTIAL



HOTEL



HYPERMARKET



LAB



LIBRARY



WAREHOUSE



MEETING ROOM



MONUMENT



MULTI PURPOSE HALL



OFFICE



PARKING YARD



SUBWAY



SCHOOL



SECURITY OFFICE



SHOP



SHOW ROOM



SPORT COMPLEX



FUTSAL



GYMNASIUM



TENNIS COURT



PLAYGROUND